

**Short-Term Methods for Estimating the Chronic Toxicity of Effluents  
and Receiving Waters to West Coast Marine and Estuarine Organisms**

**EPA Guidance Document**

**Found on:**

<http://www.epa.gov/eerd/westmethman.htm>



Michael Lee/R9/USEPA/US  
07/21/2008 09:47 AM

To Richard Remigio/R9/USEPA/US@EPA  
cc  
bcc

Subject Fw: Agana and N. District WET Tests and RW Monitoring

History: This message has been replied to and forwarded.

Rich,

See attached WET tests for Agana and N. District. Do you we need to have these sent to us more formally, i.e., cover letter?

Mike

--- Forwarded by Michael Lee/R9/USEPA/US on 07/21/2008 09:45 AM ----



"Carmen Sian-Denton"  
<cdenton@ite.net>  
07/18/2008 03:14 PM

To "Paul J. Kemp" <paulkemp@ite.net>, Michael  
Lee/R9/USEPA/US@EPA  
cc "Don Antrobus" <dantrobus@guamwaterworks.org>, "Julie  
Shane" <jshane@guamwaterworks.org>, "John M.  
Benavente" <gpagm@ite.net>

Subject Re: Agana and N. District WET Tests and RW Monitoring

Hafa Adai Mike,

I've attached the Agana STP bioassay done in Dec 07 and the NDSTP bioassay done in Oct 07. They are scheduled to be done again later this year. Do you need this to be formally certified by our Compliance Officer?

Carmen

----- Original Message -----

From: <Lee.Michael@epa.gov>  
To: "Carmen Denton" <cdenton@guamwaterworks.org>; "Paul J. Kemp" <paulkemp@ite.net>  
Cc: "Don Antrobus" <dantrobus@guamwaterworks.org>; "Julie Shane" <jshane@guamwaterworks.org>; "John M. Benavente" <gpagm@ite.net>  
Sent: Thursday, July 17, 2008 4:24 PM  
Subject: Agana and N. District WET Tests and RW Monitoring

>  
> Dear Carmen and Paul,  
>  
> As part of our Permits Office's ongoing review of GWA's NPDES permit  
> renewal application for Northern District, they noted in GWA's cover  
> letter for the revised permit renewal application that GWA would be  
> doing a WET test (see attached letter). However, we have not been able  
> to find a copy of the WET results in our files. Could you let us know  
> if you have performed these tests. If so, could you send or if you had  
> already submitted could you please resend the results of the tests. If  
> not, we would like to have the WET test performed as you had stated in  
> your letter.

AGA 3828

>  
> Also, I would like to bring up the need for GWA to restart its off-shore  
> receiving water monitoring program in accordance with the current permit  
> requirements for the Agana and Northern District STPs. Currently, GWA  
> is performing the nearshore receiving water monitoring but not the  
> off-shore monitoring. The off-shore monitoring has not been done for  
> sometime and needs to be re-implemented in accordance with the  
> respective permits.  
>  
> If you have any questions, please let me know.  
>  
> Sincerely,  
>  
> Mike  
>  
>  
>  
> (See attached file: Northern District Cover.pdf)  
>  
> No virus found in this incoming message.  
> Checked by AVG - <http://www.avg.com>  
> Version: 8.0.138 / Virus Database: 270.5.1/1559 - Release Date: 7/17/2008  
> 6:08 PM  
>  
>



220067 - ND (Bioassay) 10-16-07.pdf 225061 - Agana (Bioassay) 12-11-07.pdf



## MWH Laboratories

A Division of MWH Americas, Inc.

750 Royal Oaks Drive, Suite 100  
Monrovia, California 91016-3629  
Tel: 626 386 1100  
Fax: 626 386 1101  
1 800 566 LABS (1 800 566 5227)

### Laboratory Report


for

Guam Water Authority  
Government of Guam

P.O. Box 3010

Agana , GU 96910

Attention: Carmen Sian-Denton  
Fax: (671) 637-2592



JCH Jim Hein  
Project Manager



Report#: 220067  
Project: DRINKING  
PO#: 270994-000-0

Laboratory certifies that the test results meet all **NELAC** requirements unless noted in the Comments section or the Case Narrative. ~~Following the cover page are Comments, Data Report, Hits Report, totaling 3 page[s].~~

AGA 3830



**MWH Laboratories**  
MONTGOMERY WATSON HARZA

750 Royal Oaks, Suite 100  
Moorpark, California 91016  
Phone: (626) 386-1100  
(800) 566-5227  
Fax: (626) 386-1101

# CHAIN OF CUSTODY RECORD

220067

**LOGIN COMMENTS:**

SAMPLES CHECKED AGAINST COC BY: \_\_\_\_\_

SAMPLES LOGGED IN BY: \_\_\_\_\_

SAMPLE TEMP WHEN REC'D AT LAB: \_\_\_\_\_ (check for yes)

CONDITION OF BLUE ICE:  FROZEN  PARTIALLY FROZEN  THAWED (check for yes)

SYSTEM #	COMPLIANCE SAMPLES	NON-COMPLIANCE SAMPLES	REGULATION INVOLVED:	SAMPLER COMMENTS
PROJECT	Regulations state forms	Regulations state forms		
SEE ATTACHED BOTTLE ORDER FOR ANALYSES (check for yes) <input type="checkbox"/>				
LIST ANALYSES REQUIRED BELOW (enter number of bottles sent for each test for each sample)				
10160	N. DET	WW	X	BIOLOGICAL

**MATRIX TYPES:** RSW = Raw Surface Water, CFW = Chlorinated/Finished Water, CWW = Chlorinated Waste Water, BW = Bottled Water, SO = Soil  
 RGW = Raw Ground Water, FW = Other Finished Water, WW = Other Waste Water, SW = Storm Water, SL = Sludge

**CLIENT INFORMATION:**  
 COMPANY: GWA  
 PROJECT: N. DET  
 PRINT NAME: R. VILLAGOMEZ  
 COMPANY/TITLE: LAB TECH  
 DATE: 10/16/07

**SIGNATURES:**  
 PREPARED BY: [Signature]  
 RECEIVED BY: [Signature]  
 ANALYZED BY: [Signature]

**CANNED**



MWH Laboratories  
 A Division of MWH Americas, Inc.  
 750 Royal Oaks Drive Suite 100  
 Monrovia, CA 91016-3629  
 Ph (626) 386-1100 Fax (626) 386-1095

Ship To  
**Michael Machuzak**  
**Aquatic Bioassay & Consulting Labs**  
**29 North Olive Street**  
**Ventura, CA 93001**

(805) 643-6621 x15 Fax (805) 643-2930

MWH Project # Report Due: Sub PO#  
 220067 11/03/07 99-30017



ncl

Client Sample ID for reference only

Date 10/19/07 **Submittal Form & Purchase Order 99-30017**

**\*REPORTING REQUIREMENTS: Do Not Combine Report with any other samples submitted under different MWH project numbers!**  
 Report & Invoice must have the MWH Project Number **220067** and Job # **1000046**  
 Sub PO# **99-30017**

Report all quality control data according to Method. Include dates analyzed, date extracted (if extracted) and Method reference on the report.  
 Results must have Complete data & QC with Approval Signature. See reverse side for List of Terms and Conditions

Reports: Elens Montanez / Christine Lewis Sub-contracting Administrator  
 EMAIL TO: mwhlabs-subcontractreports@mwhglobal.com  
 MWH Laboratories 750 Royal Oaks Dr. Ste. 100, Monrovia, CA 91016  
 Phone (626) 386-1118 / 1137 Fax (626) 386-1122  
 Invoices to: MWH LABORATORIES  
 Accounts Payable PO BOX 6610, Broomfield, CO 80021

Provide in each Report  
 the Specified State  
 Certification # & Exp Date for  
 requested tests + matrix

**GUAM**

1	BIOAS	2710190380	N DIST STP	Bioassay-CHRON. CERIODAPHNIA	10/16/07	dw	CHECK SUB QUOTE SQ006 FOR CORRECT BOTTLES:SHORT	CONTAINER
					DATE TIME (HH)			

Sample Control Date 10/19/07 Time  
 Received by: \_\_\_\_\_ Date \_\_\_\_\_ Time \_\_\_\_\_  
 MUST HAVE NOTIFICATION IF TEMP IS GREATER THAN 6 OR LESS THAN 2 CELSIUS  
 Page 1  
 An Acknowledgement of Receipt is requested to attn. Christine Lewis



MWH Laboratories, a Division of MWH Americas, Inc.  
 750 Royal Oaks Avenue Suite 100  
 Menlo Park CA 94025 (626) 386-1100 FAX (626) 386-1124

**Bottle Order for Guam Water Authority Standing**

Linla Gaddes, Your MWL Project Manager  
 (626) 386-1163 Direct Phone/Voice Mail

Client Code GWA  
 Project Code DRINKING  
 PO# / Job#  
 Blanket PO 280030-0000P EX 09/30/07

W Weekly  
 Week 6

SO# 37040 R 30P RS **Sampler: Please Return this Paper with your samples**

Created by GJY  
 Order Date 07/02/07  
 Date Needed by Client  
 Date Samples to Arrive at MWL  
 SHIP LOCATION  
 # of Samples Tests  
 Ship Sample Kits to  
 Guam Water Authority  
 Procurement and Supply Warehouse  
 Government of Guam  
 P.O. Box 3010  
 Agana, Guam 96910

Billing Address  
 Guam Water Authority  
 Government of Guam  
 P.O. Box 3010  
 Agana, Guam 96910

ATTN: Carmen Sian-Denton, Francis  
 PHONE: (671) 632-2895  
 FAX: (671) 637-2592

Quote# GJY  
 Important Comments

# of Samples	Tests	Bottles-Qty for each sample, type & preservative if any	UN#	Important Comments
1	BIOAS - TOXICITY TESTING	3 1-GAL CUBIETAINERS	1150	SHIPPING: Label coolers ANNUAL W.E. TOXICITY BAZA Week 9 UMATAC Week 22, N. DIST Week 31 AGANA Week 44 INCLUDE: - Extra Blue Ice, COC, TSCA form, Commercial Invoice
	DEFINITIVE CHRON. CERIODAPHRINA			SAMPLERS: CALL MWLABS TWO WORK DAYS PRIOR TO SAMPLING Collect 3 units, per site, ONE SITE PER WEEK. Ship directly to the sub lab
	WITH 5 DILUTIONS AT 12.5, 25, 50, 75 & 100%			Aquatic Bioassay & Consulting Labs 29 North Olive Street Ventura, CA 93001 attn: Michael Machuzak (805) 643-3621 - Please describe the test listed above to the right on the COC sent with the samples

SCANNED

Date Shipped: Carrier: City of Caskers: Tracking Number: Prepared By:

**MWH Laboratories**  
750 Royal Oaks Drive, Monrovia, CA 91016  
PHONE: 626-386-1100/FAX: 626-386-1101

ACKNOWLEDGMENT OF SAMPLES RECEIVED

Guam Water Authority  
Government of Guam  
P.O. Box 3010  
Agana, GU 96910  
Attn: Carmen Sian-Denton  
Phone: (671) 637-2895

Customer Code: GWA  
PO#: 270994-000-OP  
Group#: 220067  
Project#: DRINKING  
Proj Mgr: James C. Hein  
Phone: (626) 386-1189

The following samples were received from you on 10/19/07. They have been scheduled for the tests listed beside each sample. If this information is incorrect, please contact your service representative. Thank you for using MWH Laboratories.

Sample#	Sample Id	Tests Scheduled	Matrix	Sample Date
2710190380	N DIST STP	BIOAS	Water	16-oct-2007

Test Acronym Description

Test Acronym	Description
BIOAS	Bioassay (Sub)

**RECEIVED**





**MWH Laboratories**  
A Division of MWH Americas, Inc.

750 Royal Oaks Drive, Suite 100  
Morroville, California 91016-3629  
Tel 828 386 1100  
Fax 828 386 1101  
1 800 566 LABS (1 800 566 5227)

Report  
Comments  
#220067

**Group Comments**

Analytical results for Chronic Ceriodaphnia  
are submitted by Aquatic Bioassay & Consulting  
Laboratories Ventura, CA ELAP # 1907



**MWH Laboratories**  
A Division of MWH Americas, Inc

750 Royal Oaks Drive, Suite 100  
Monrovia, California 91016-3629  
Tel: 626 386 1100  
Fax: 626 386 1101  
\* 800 566 LABS (\* 800 566 5227)

Laboratory  
Hits Report  
#220067

Guam Water Authority  
Carmen Sian-Denton  
Government of Guam  
P.O. Box 3010  
Agana , GU 96910

Samples Received  
19-oct-2007 15:10:40

Analyzed	Sample#	Sample ID	Result	Federal MCL	UNITS	MRL
	2710190380	N DIST STP				
10/19/07	Bioassay(Sub)		100		%	

SUMMARY OF POSITIVE DATA ONLY.



# MWH Laboratories

A Division of MWH Americas, Inc.

750 Royal Oaks Drive, Suite 100  
Monrovia, California 91016-3625  
Tel. 626 386 1100  
Fax 626 386 1101  
1 800 566 LABS (1 800 566 5227)

Laboratory  
Data Report  
#220067

Guam Water Authority  
Carmen Sian-Denton  
Government of Guam  
P.O. Box 3010  
Agana , GU 96910

Samples Received  
10/19/07

Prepared	Analyzed	QC Ref#	Method	Analyte	Result	Units	MRL	Dilution
N DIST STP (2710190380)				Sampled on 10/16/07 00:00				
10/19/07	00:00		(CAC TITLE 22)	Bioassay(Sub)	100	%	0	1

GWA  
220067



TOXICITY TESTING • OCEANOGRAPHIC RESEARCH

November 2, 2007

Ms. Christine Lewis  
MWH Laboratories  
750 Royal Oaks Dr., Suite 100  
Monrovia, CA 910

Dear Ms. Lewis:

We are pleased to present the enclosed revised bioassay report. The test was conducted under guidelines prescribed in *Short-Term Methods for Estimating the Chronic Toxicity of Effluents and Receiving Waters to Freshwater Organisms*, EPA-821-R-02-013. Results were as follows:


CLIENT: MWH Laboratories  
SAMPLE ID.: #2710190380  
DATE RECEIVED: 19 Oct - 07  
ABC LAB NO.: MWH1007.329

**CHRONIC CERIODAPHNIA SURVIVAL & REPRODUCTION BIOASSAY**

SURVIVAL NOEC = 100.00 %  
TU (c) = 1.00  
IC25 = >100.00 %  
IC50 = >100.00 %

REPRODUCTION NOEC = 100.00 %  
TU (c) = 1.00  
IC25 = >100.00 %  
IC50 = >100.00 %

Yours very truly,

  
Thomas (Tim) Mikel  
Laboratory Director

**-7 Day Survival**

Start Date: 10/19/2007	Test ID: MWH1007329	Sample ID: CA8000027
End Date: 10/26/2007	Lab ID: CAABC	Sample Type: EFF1-POTW
Sample Date: 10/16/2007	Protocol: EPA-821-R-02-013	Test Species: CD-Ceriodaphnia dubia
Comments: #2710190380		

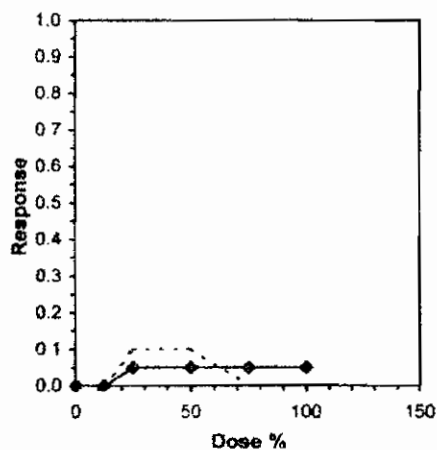
Conc-%	1	2	3	4	5	6	7	8	9	10
N Control	1.0000	1.0000	1.0000	1.0000	1.0000	1.0000	1.0000	1.0000	1.0000	1.0000
12.5	1.0000	1.0000	1.0000	1.0000	1.0000	1.0000	1.0000	1.0000	1.0000	1.0000
25	0.0000	1.0000	1.0000	1.0000	1.0000	1.0000	1.0000	1.0000	1.0000	1.0000
50	1.0000	1.0000	1.0000	1.0000	1.0000	1.0000	1.0000	1.0000	0.0000	1.0000
75	1.0000	1.0000	1.0000	1.0000	1.0000	1.0000	1.0000	1.0000	1.0000	1.0000
100	1.0000	1.0000	1.0000	1.0000	1.0000	1.0000	1.0000	1.0000	1.0000	1.0000

Conc-%	Mean	N-Mean	Resp	Not Resp	Total	N	Fisher's Exact P	1-Tailed Critical	Isotonic Mean	N-Mean
N Control	1.0000	1.0000	0	10	10	10			1.0000	1.0000
12.5	1.0000	1.0000	0	10	10	10	1.0000	0.0500	1.0000	1.0000
25	0.9000	0.9000	1	9	10	10	0.5000	0.0500	0.9500	0.9500
50	0.9000	0.9000	1	9	10	10	0.5000	0.0500	0.9500	0.9500
75	1.0000	1.0000	0	10	10	10	1.0000	0.0500	0.9500	0.9500
100	1.0000	1.0000	0	10	10	10	1.0000	0.0500	0.9500	0.9500

Hypothesis Test (1-tail, 0.05)	NOEC	LOEC	ChV	TU
Fisher's Exact Test	100	>100		1
Treatments vs N Control				

**Linear Interpolation (200 Resamples)**

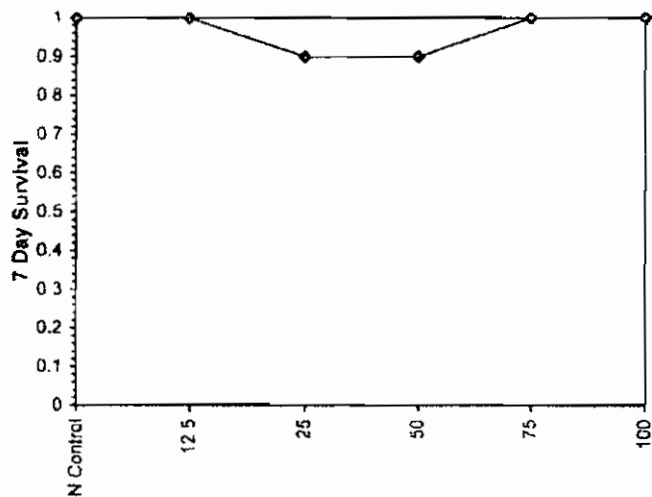
Point	%	SD	95% CL	Skew
IC05	>100			
IC10	>100			
IC15	>100			
IC20	>100			
IC25	>100			
IC40	>100			
IC50	>100			



-7 Day Survival

Start Date: 10/19/2007	Test ID: MWH1007329	Sample ID: CA8000027
End Date: 10/26/2007	Lab ID: CAABC	Sample Type: EFF1-POTW
Sample Date: 10/16/2007	Protocol: EPA-821-R-02-013	Test Species: CD-Ceriodaphnia dubia
Comments: #2710190380		

Dose-Response Plot



**-Reproduction**

Start Date: 10/19/2007	Test ID: MWH1007329	Sample ID: CA800027
End Date: 10/26/2007	Lab ID: CAABC	Sample Type: EFF1-POTW
Sample Date: 10/16/2007	Protocol: EPA-821-R-02-013	Test Species: CD-Ceriodaphnia dubia
Comments: #2710190380		

Conc-%	1	2	3	4	5	6	7	8	9	10
N Control	36.000	28.000	19.000	30.000	27.000	33.000	23.000	30.000	32.000	36.000
12.5	27.000	27.000	32.000	34.000	44.000	38.000	42.000	43.000	27.000	36.000
25	10.000	30.000	21.000	22.000	36.000	20.000	23.000	21.000	25.000	25.000
50	24.000	24.000	24.000	22.000	24.000	34.000	30.000	31.000	9.000	49.000
75	17.000	19.000	19.000	28.000	31.000	32.000	24.000	27.000	30.000	27.000
100	26.000	30.000	24.000	14.000	20.000	27.000	27.000	25.000	26.000	26.000

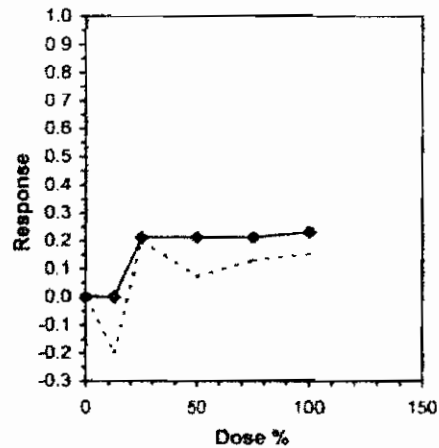
Conc-%	Transform: Untransformed							N	t-Stat	1-Tailed Critical	MSD	Isotonic	
	Mean	N-Mean	Mean	Min	Max	CV%	Mean					N-Mean	
N Control	29.200	1.0000	29.200	19.000	36.000	18.882	10				32.100	1.0000	
12.5	35.000	1.1986	35.000	27.000	44.000	19.190	10	-1.911	2.287	6.940	32.100	1.0000	
25	23.300	0.7979	23.300	10.000	36.000	29.042	10	1.944	2.287	6.940	25.267	0.7871	
50	27.100	0.9281	27.100	9.000	49.000	37.770	10	0.692	2.287	6.940	25.267	0.7871	
75	25.400	0.8699	25.400	17.000	32.000	21.258	10	1.252	2.287	6.940	25.267	0.7871	
100	24.700	0.8459	24.700	14.000	30.000	18.607	10	1.483	2.287	6.940	24.700	0.7695	

Auxiliary Tests	Statistic	Critical	Skew	Kurt
Kolmogorov D Test indicates normal distribution (p > 0.01)	0.698	1.035	0.15635	1.79636
Bartlett's Test indicates equal variances (p = 0.19)	7.39363	15.0863		

Hypothesis Test (1-tail, 0.05)	NOEC	LOEC	ChV	TU	MSDu	MSDp	MSB	MSE	F-Prob	df
Dunnett's Test Treatments vs N Control	100	>100		1	6.94013	0.23768	178.35	46.0574	0.00452	5, 54

**Linear Interpolation (200 Resamples)**

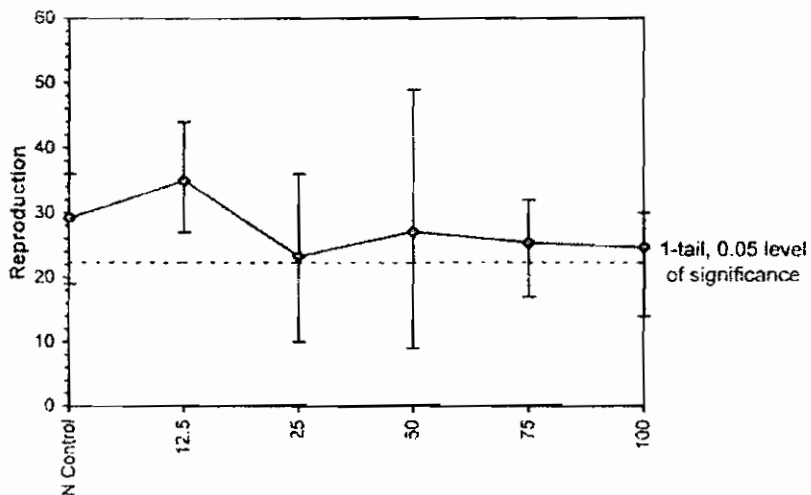
Point	%	SD	95% CL		Skew
IC05	15.436	1.359	14.663	19.516	2.6407
IC10	18.372	9.044	16.861	52.784	4.7362
IC15	21.308				
IC20	24.244				
IC25	>100				
IC40	>100				
IC50	>100				



**-Reproduction**

Start Date: 10/19/2007	Test ID: MWH1007329	Sample ID: CA8000027
End Date: 10/26/2007	Lab ID: CAABC	Sample Type: EFF1-POTW
Sample Date: 10/16/2007	Protocol: EPA-821-R-02-013	Test Species: CD-Ceriodaphnia dubia
Comments: #2710190380		

Dose-Response Plot





**-Reproduction**

Start Date: 10/19/2007	Test ID: MWH1007329	Sample ID: CA8000027
End Date: 10/26/2007	Lab ID: CAABC	Sample Type: EFF1-POTW
Sample Date: 10/18/2007	Protocol: EPA-821-R-02-013	Test Species: CD-Ceriodaphnia dubia
Comments: #2710190380		

**Auxiliary Data Summary**

Conc-%	Parameter	Mean	Min	Max	SD	CV%	N
N Control	Temp C	24.20	24.00	25.00	0.34	2.42	8
12.5		24.25	24.00	25.00	0.35	2.46	8
25		24.25	24.00	25.00	0.35	2.43	8
50		24.28	24.00	25.00	0.36	2.46	8
75		24.31	24.00	24.90	0.37	2.51	8
100		24.35	24.00	24.90	0.41	2.64	8
N Control	pH	8.16	8.00	8.30	0.15	4.75	8
12.5		7.91	7.80	8.00	0.08	3.65	8
25		7.80	7.60	7.90	0.11	4.19	8
50		7.74	7.50	7.90	0.16	5.17	8
75		7.71	7.40	8.00	0.21	5.94	8
100		7.65	7.30	8.00	0.24	6.47	8
N Control	Dissolved Oxygen	7.38	6.60	8.00	0.42	8.75	8
12.5		6.09	4.30	7.90	1.27	18.52	8
25		5.98	4.20	8.10	1.42	19.97	8
50		5.90	4.10	8.20	1.48	20.62	8
75		4.98	0.20	8.10	2.36	30.90	8
100		5.78	4.00	8.10	1.55	21.54	8
N Control	Hardness mg/L	89.75	86.00	92.00	3.11	1.96	8
12.5		0.00	0.00	0.00	0.00		0
25		0.00	0.00	0.00	0.00		0
50		0.00	0.00	0.00	0.00		0
75		0.00	0.00	0.00	0.00		0
100		168.00	168.00	168.00	0.00	0.00	8
N Control	Alkalinity mg/L	64.38	60.00	67.00	3.62	2.96	8
12.5		0.00	0.00	0.00	0.00		0
25		0.00	0.00	0.00	0.00		0
50		0.00	0.00	0.00	0.00		0
75		0.00	0.00	0.00	0.00		0
100		220.00	220.00	220.00	0.00	0.00	8
N Control	Conductivity	346.63	318.00	362.00	13.78	1.07	8
12.5		414.38	360.00	475.00	43.58	1.59	8
25		488.50	391.00	525.00	55.66	1.53	8
50		562.50	487.00	601.00	42.95	1.17	8
75		650.63	585.00	699.00	41.33	0.99	8
100		753.13	689.00	781.00	31.41	0.74	8



MWH Laboratories  
 A Division of MWH Americas, Inc.  
 750 Royal Oaks Drive Suite 100  
 Monterey, CA 91016-3629  
 Ph (625) 386 1100 Fax (626) 386-1055

Ship To **Michael Machuzak**  
**Aquatic Bioassay & Consulting Labs**  
**29 North Olive Street**  
**Ventura, CA 93001**

(805) 643-5621 x15 Fax (805) 643-2930

MWH Project # Report Due: Sub PO#  
 220067 11/03/07 99-30017



nci

Client Sample ID for reference only

Date 10/19/07 Submittal Form & Purchase Order 99-30017

\*REPORTING REQUIREMENTS: Do Not Combine Report with any other samples submitted under different MWH project numbers!  
 Report & Invoice must have the MWH Project Number 220067 Sub PO# 99-30017 and Job # 1000046

Report all quality control data according to Method, include dates analyzed, (date extracted if extracted) and Method reference on the report  
 Results must have Complete data & QC with Approval Signature. See reverse side for List of Terms and Conditions

Reports: Elena Montanez / Christine Lewis Sub-contracting Administrator  
 EMAIL TO: mwhlabs-subcontractreports@mwhglobal.com  
 MWH Laboratories, 750 Royal Oaks Dr. Ste. 100, Monterey, CA 91016  
 Phone (626) 386-1114 / 1137 Fax (626) 386-1122  
 Invoices to: MWH LABORATORIES  
 Accounts Payable PO BOX 6610, Broomfield, CO 80021

Flowchart of this report  
 The Specified State  
 Certification & Test Date Col  
 Requested Tests & Matrix

GUAM

BIOAS 2710190380 N DIST STP Bioassay-CHRON CERIODAPHNIA 10/16/07 CW

Container

Relinquished by: \_\_\_\_\_ Date 10/19/07 Time \_\_\_\_\_  
 Received by: D. Machuzak Date 10-19-07 Time \_\_\_\_\_  
 MUST HAVE NOTIFICATION IF TEMP IS GREATER THAN 6 OR LESS THAN 2 CELSIUS  
 Page 1 An Acknowledgement of Receipt is requested to attn. Christine Lewis

*Handwritten:* 2/2/07  
 2007 8/22/07



# MWH Laboratories

MONTGOMERY WATSON HARZA

750 Royal Oaks, Suite 100  
Monrovia, California 91016  
Phone: (626) 386-1100  
FAX: (800) 566-5227  
FAX: (626) 386-1101

MWH LABS USE ONLY

# CHAIN OF CUSTODY RECORD

SAMPLES CHECKED AGAINST COC BY:

SAMPLES LOGGED IN BY:

(check for yes)

SAMPLES REC'D DAY OF COLLECTION

TEMPERATURE (4+ 7°C)

SAMPLE TEMP WHEN REC'D AT LAB

(check for yes)

PARTIALLY FROZEN

THAWED

CONDITION OF BLUE ICE: FROZEN

(check for yes)

COMPLIANCE SAMPLES

NON-COMPLIANCE SAMPLES

SYSTEM #

REGULATIONS INVOLVED:

REGULATIONS INVOLVED:

REGULATIONS INVOLVED:

REGULATIONS INVOLVED:

SEE ATTACHED BOTTLE ORDER FOR ANALYSES

SEE ATTACHED BOTTLE ORDER FOR ANALYSES

SEE ATTACHED BOTTLE ORDER FOR ANALYSES

SEE ATTACHED BOTTLE ORDER FOR ANALYSES

LIST ANALYSES REQUIRED BELOW (order number of bottles sent for each test for each sample)

LIST ANALYSES REQUIRED BELOW (order number of bottles sent for each test for each sample)

LIST ANALYSES REQUIRED BELOW (order number of bottles sent for each test for each sample)

LIST ANALYSES REQUIRED BELOW (order number of bottles sent for each test for each sample)

SAMPLER COMMENTS

SAMPLER COMMENTS

SAMPLER COMMENTS

SAMPLER COMMENTS

SAMPLER COMMENTS

SAMPLER COMMENTS

SAMPLER COMMENTS

SAMPLER COMMENTS

SAMPLER COMMENTS

SAMPLER COMMENTS

SAMPLER COMMENTS

SAMPLER COMMENTS

SAMPLER COMMENTS

SAMPLER COMMENTS

SAMPLER COMMENTS

SAMPLER COMMENTS

SAMPLER COMMENTS

SAMPLER COMMENTS

SAMPLER COMMENTS

SAMPLER COMMENTS

SAMPLER COMMENTS

SAMPLER COMMENTS

SAMPLER COMMENTS

SAMPLER COMMENTS

SAMPLER COMMENTS

SAMPLER COMMENTS

SAMPLER COMMENTS

SAMPLER COMMENTS

SAMPLER COMMENTS

SAMPLER COMMENTS

SAMPLER COMMENTS

SAMPLER COMMENTS

SAMPLER COMMENTS

SAMPLER COMMENTS

SAMPLER COMMENTS

SAMPLER COMMENTS

SAMPLER COMMENTS

SAMPLER COMMENTS

SAMPLER COMMENTS

SAMPLER COMMENTS

SAMPLER COMMENTS

SAMPLER COMMENTS

SAMPLER COMMENTS

SAMPLER COMMENTS

SAMPLER COMMENTS

SAMPLER COMMENTS

SAMPLER COMMENTS

SAMPLER COMMENTS

SAMPLER COMMENTS

SAMPLER COMMENTS

SAMPLER COMMENTS

SAMPLER COMMENTS

SAMPLER COMMENTS

SAMPLER COMMENTS

SAMPLER COMMENTS

SAMPLER COMMENTS

SAMPLER COMMENTS

SAMPLER COMMENTS

SAMPLER COMMENTS

SAMPLER COMMENTS

SAMPLER COMMENTS

SAMPLER COMMENTS

SAMPLER COMMENTS

SAMPLER COMMENTS

SAMPLER COMMENTS

SAMPLER COMMENTS

SAMPLER COMMENTS

SAMPLER COMMENTS

SAMPLER COMMENTS

SAMPLER COMMENTS

SAMPLER COMMENTS

SAMPLER COMMENTS

SAMPLER COMMENTS

SAMPLER COMMENTS

SAMPLER COMMENTS

SAMPLER COMMENTS

SAMPLER COMMENTS

SAMPLER COMMENTS

SAMPLER COMMENTS

SAMPLER COMMENTS

SAMPLER COMMENTS

SAMPLER COMMENTS

SAMPLER COMMENTS

SAMPLER COMMENTS

SAMPLER COMMENTS

SAMPLER COMMENTS

SAMPLER COMMENTS

SAMPLER COMMENTS

SAMPLER COMMENTS

SAMPLER COMMENTS

SAMPLER COMMENTS

SAMPLER COMMENTS

SAMPLER COMMENTS

SAMPLER COMMENTS

SAMPLER COMMENTS

SAMPLER COMMENTS

SAMPLER COMMENTS

SAMPLER COMMENTS

SAMPLER COMMENTS

SAMPLER COMMENTS

SAMPLER COMMENTS

SAMPLER COMMENTS

SAMPLER COMMENTS

SAMPLER COMMENTS

SAMPLER COMMENTS

SAMPLER COMMENTS

SAMPLER COMMENTS

SAMPLER COMMENTS

SAMPLER COMMENTS

SAMPLER COMMENTS

SAMPLER COMMENTS

SAMPLER COMMENTS

SAMPLER COMMENTS

SAMPLER COMMENTS

SAMPLER COMMENTS

SAMPLER COMMENTS

SAMPLER COMMENTS

SAMPLER COMMENTS

SAMPLER COMMENTS

SAMPLER COMMENTS

SAMPLER COMMENTS

SAMPLER COMMENTS

SAMPLER COMMENTS

SAMPLER COMMENTS

SAMPLER COMMENTS

SAMPLER COMMENTS

SAMPLER COMMENTS

SAMPLER COMMENTS

SAMPLER COMMENTS

SAMPLER COMMENTS

SAMPLER COMMENTS

SAMPLER COMMENTS

SAMPLER COMMENTS

SAMPLER COMMENTS

SAMPLER COMMENTS

SAMPLER COMMENTS

SAMPLER COMMENTS

SAMPLER COMMENTS

SAMPLER COMMENTS

SAMPLER COMMENTS

SAMPLER COMMENTS

SAMPLER COMMENTS

SAMPLER COMMENTS

SAMPLER COMMENTS

SAMPLER COMMENTS

SAMPLER COMMENTS

SAMPLER COMMENTS

SAMPLER COMMENTS

SAMPLER COMMENTS

SAMPLER COMMENTS

SAMPLER COMMENTS

SAMPLER COMMENTS

SAMPLER COMMENTS

SAMPLER COMMENTS

SAMPLER COMMENTS

SAMPLER COMMENTS

SAMPLER COMMENTS

SAMPLER COMMENTS

SAMPLER COMMENTS

SAMPLER COMMENTS

SAMPLER COMMENTS

SAMPLER COMMENTS

SAMPLER COMMENTS

SAMPLER COMMENTS

SAMPLER COMMENTS

SAMPLER COMMENTS

SAMPLER COMMENTS

SAMPLER COMMENTS

SAMPLER COMMENTS

SAMPLER COMMENTS

SAMPLER COMMENTS

SAMPLER COMMENTS

SAMPLER COMMENTS

SAMPLER COMMENTS

SAMPLER COMMENTS

SAMPLER COMMENTS

SAMPLER COMMENTS

SAMPLER COMMENTS

SAMPLER COMMENTS

SAMPLER COMMENTS

SAMPLER COMMENTS

SAMPLER COMMENTS

SAMPLER COMMENTS

SAMPLER COMMENTS

TEMP. @ RECEIPT: 8.8 °C  
OUTGASING: 2.0.1



MWH Laboratories, a Division of MWH Americas, Inc.  
 750 Royal Oaks Avenue Suite 100  
 Monterey CA 91016 (626) 386-1100 FAX (626) 386-1124

**Bottle Order for Guam Water Authority Standing**

Client Code GWA  
 Project Code DRINKING  
 PO# / Job#  
 Blanket PO 280030-000 OP EX 09/30/07

W Weekly  
 Period  
 Week 6

Linda Geddes, Your MWL Project Manager  
 (626) 386-1163 Direct Phone/Voice Mail

SO# 37040 RS

**Sampler: Please Return this Paper with your samples**

Created by GJY  
 Order Date 07/02/07  
 Date Needed by Client  
 Ship Sample Kits to  
 Guam Water Authority  
 Procurement and Supply Warehouse  
 Government of Guam  
 P.O. Box 3010  
 Agana, Guam 96910

Send Report to

Guam Water Authority  
 Government of Guam  
 P.O. Box 3010  
 Agana, Guam 96910

Billing Address

Guam Water Authority  
 Government of Guam  
 P.O. Box 3010  
 Agana, Guam 96910

ATTN: Carmen Siao-Denton, Francis  
 PHONE: (671) 637-2895  
 FAX: (671) 637-2592

Quote#  
 GJY

Bottles-Qty for each sample, type & preservative if any

UN#

Important Comments

# of Samples	Tests	Bottles-Qty for each sample, type & preservative if any	UN#	Important Comments
1	RIOAS - TOXICITY TESTING DEFINITIVE CHRON. CERIODAPHNIA WITH 5 DILUTIONS AT 12.5, 25, 50, 75 & 100%	3 1-GAL CUBIETAINERS	1150	SHIPPING: Label coolers ANNUAL W.E. TOXICITY BAZA Week 9 UMATAC Week 22, N. DIST Week 31 AGANA Week 44 INCLUDE. - Extra Blue Ice, COC, TSCA form, Commercial Invoice  SAMPLERS: CALL MWLABS TWO WORK DAYS PRIOR TO SAMPLING Collect 3 gals per site, ONE SITE PER WEEK. Ship directly to the sub lab Aquatic Bioassay & Consulting Labs 29 North Olive Street Ventura, CA 93001 attn: Michael Machuzak (805) 643-5621 Please describe the test listed above to the right on the COC sent with the samples

Active Code Status Date Shipped Carrier City of Coolers Tracking Number Prepared By

TOXIC SUBSTANCE CONTROL ACT (TSCA)  
CERTIFICATION

DATE: 10 / 16 / 07

(CHECK ONE SECTION ONLY)

POSITIVE CERTIFICATION:

"I CERTIFY THAT ALL CHEMICAL SUBSTANCES IN THIS SHIPMENT COMPLY WITH ALL APPLICABLE RULES OR ORDERS UNDER TSCA AND THAT I AM NOT OFFERING A CHEMICAL SUBSTANCE FOR ENTRY IN VIOLATION OF TSCA OR ANY APPLICABLE RULE OR ORDER THEREUNDER."

- OR -

NEGATIVE CERTIFICATION:

"I CERTIFY THAT ALL CHEMICALS IN THIS SHIPMENT ARE NOT SUBJECT TO TSCA."

COMPANY NAME: MWH Laboratory

COMPANY ADDRESS: 750 Royal Oaks Drive, Suite #100, Monrovia, CA, 91016

AUTHORIZED NAME: \_\_\_\_\_

AUTHORIZED SIGNATURE: Jamun C. Hi

TITLE: \_\_\_\_\_

AWB#: 754 2361 433

RETURN TO: \_\_\_\_\_

IF THE CERTIFIER IS UNSURE IF THEIR CHEMICAL SUBSTANCE IS SUBJECT TO TSCA COMPLIANCE, CONTACT THE ENVIRONMENTAL PROTECTION AGENCY, TSCA ASSISTANCE OFFICE, WASHINGTON, D.C., (202) 554-1404 BETWEEN 8:30 AM AND 5:00 PM EST.

REVISED May 7, 1990

toxic.392



TOXICITY TESTING • OCEANOGRAPHIC RESEARCH

### CHRONIC CERIODAPHNIA SURVIVAL AND REPRODUCTION BIOASSAY

DATE: 11 October - 07

STANDARD TOXICANT: Copper Chloride

ENDPOINT: SURVIVAL

NOEC = 5.00 ug/l

IC25 = 4.67 ug/l

IC50 = 6.43 ug/l


ENDPOINT: REPRODUCTION

NOEC = 5.00 ug/l

IC25 = 4.22 ug/l

IC50 = 5.75 ug/l

Yours very truly,

  
Thomas (Tim) Mikel  
Laboratory Director

**-7 Day Survival**

Start Date: 10/11/2007	Test ID: CER101107	Sample ID: CA0000000
End Date: 10/18/2007	Lab ID: CAABC	Sample Type: CUCL-Copper chloride
Sample Date: 10/11/2007	Protocol: EPA-821-R-02-013	Test Species: CD-Ceriodaphnia dubia
Comments: Standard Toxicant		

Conc-ug/L	1	2	3	4	5	6	7	8	9	10
N Control	1.0000	1.0000	1.0000	1.0000	1.0000	1.0000	1.0000	1.0000	1.0000	1.0000
3	1.0000	1.0000	1.0000	1.0000	1.0000	1.0000	1.0000	1.0000	1.0000	1.0000
5	1.0000	1.0000	0.0000	1.0000	1.0000	1.0000	0.0000	0.0000	1.0000	1.0000
10	0.0000	0.0000	0.0000	0.0000	0.0000	0.0000	0.0000	0.0000	0.0000	0.0000
20	0.0000	0.0000	0.0000	0.0000	0.0000	0.0000	0.0000	0.0000	0.0000	0.0000
30	0.0000	0.0000	0.0000	0.0000	0.0000	0.0000	0.0000	0.0000	0.0000	0.0000

Conc-ug/L	Mean	N-Mean	Resp	Not Resp	Total	N	Fisher's Exact P	1-Tailed Critical	Isotonic Mean	Isotonic N-Mean
N Control	1.0000	1.0000	0	10	10	10			1.0000	1.0000
3	1.0000	1.0000	0	10	10	10	1.0000	0.0500	1.0000	1.0000
5	0.7000	0.7000	3	7	10	10	0.1053	0.0500	0.7000	0.7000
10	0.0000	0.0000	10	0	10	10			0.0000	0.0000
20	0.0000	0.0000	10	0	10	10			0.0000	0.0000
30	0.0000	0.0000	10	0	10	10			0.0000	0.0000

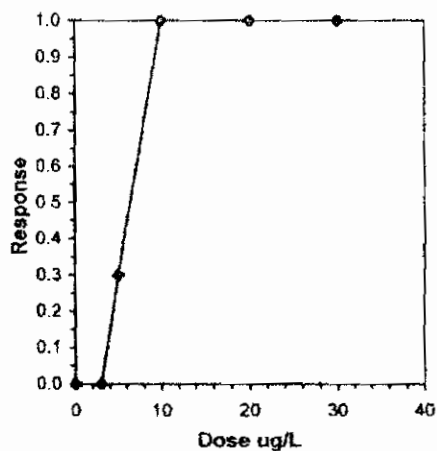
Hypothesis Test (1-tail, 0.05)      NOEC    LOEC    ChV    TU

Fisher's Exact Test                      5        10       7.07107

Treatments vs N Control

**Linear Interpolation (200 Resamples)**

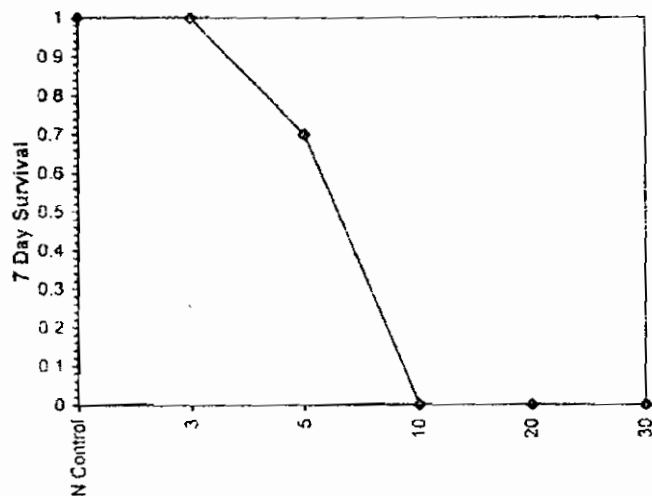
Point	ug/L	SD	95% CL		Skew
IC05	3.3333	0.4318	3.1667	5.2500	2.8097
IC10	3.6667	0.5798	3.3333	5.5000	1.4287
IC15	4.0000	0.6063	3.5000	5.7500	0.9161
IC20	4.3333	0.6512	3.6667	6.0000	0.4688
IC25	4.6667	0.6735	3.8333	6.2500	0.2857
IC40	5.7143	0.7566	4.3333	7.0000	-0.2615
IC50	6.4286	0.7797	4.6667	7.5000	-0.7397



-7 Day Survival

Start Date: 10/11/2007	Test ID: CER101107	Sample ID: CA000000
End Date: 10/18/2007	Lab ID: CAABC	Sample Type: CUCL-Copper chloride
Sample Date: 10/11/2007	Protocol: EPA-821-R-02-013	Test Species: CD-Ceriodaphnia dubia
Comments: Standard Toxicant		

Dose-Response Plot





**-Reproduction**

Start Date: 10/11/2007      Test ID: CER101107      Sample ID: CA0000000  
 End Date: 10/18/2007      Lab ID: CAABC      Sample Type: CUCL-Copper chloride  
 Sample Date: 10/11/2007      Protocol: EPA-821-R-02-013      Test Species: CD-Ceriodaphnia dubia  
 Comments: Standard Toxicant

Conc-ug/L	1	2	3	4	5	6	7	8	9	10
N Control	16.000	13.000	13.000	22.000	25.000	18.000	14.000	10.000	15.000	15.000
3	24.000	29.000	23.000	23.000	34.000	5.000	16.000	33.000	16.000	20.000
5	13.000	9.000	0.000	21.000	28.000	24.000	2.000	0.000	2.000	14.000
10	0.000	0.000	0.000	0.000	0.000	0.000	0.000	0.000	0.000	0.000
20	0.000	0.000	0.000	0.000	0.000	0.000	0.000	0.000	0.000	0.000
30	0.000	0.000	0.000	0.000	0.000	0.000	0.000	0.000	0.000	0.000

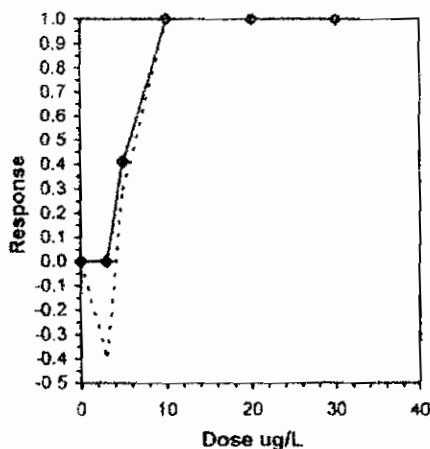
Conc-ug/L	Mean	N-Mean	Transform: Untransformed					N	1-Tailed			isotonic	
			Mean	Min	Max	CV%	t-Stat		Critical	MSD	Mean	N-Mean	
N Control	16.100	1.0000	16.100	10.000	25.000	27.847	10				19.200	1.0000	
3	22.300	1.3851	22.300	5.000	34.000	39.096	10	-1.678	1.999	7.386	19.200	1.0000	
5	11.300	0.7019	11.300	0.000	28.000	92.255	10	1.299	1.999	7.386	11.300	0.5885	
10	0.000	0.0000	0.000	0.000	0.000	0.000	10				0.000	0.0000	
20	0.000	0.0000	0.000	0.000	0.000	0.000	10				0.000	0.0000	
30	0.000	0.0000	0.000	0.000	0.000	0.000	10				0.000	0.0000	

**Auxiliary Tests**

	Statistic	Critical	Skew	Kurt
Shapiro-Wilk's Test indicates normal distribution (p > 0.01)	0.98272	0.9	0.08737	-0.2286
Bartlett's Test indicates equal variances (p = 0.06)	5.5757	9.21035		
<b>Hypothesis Test (1-tail, 0.05)</b>	<b>NOEC</b>	<b>LOEC</b>	<b>ChV</b>	<b>TU</b>
Dunnnett's Test	5	10	7.07107	7.38578 0.45874 304.133 68.263 0.02128 2, 27

Treatments vs N Control

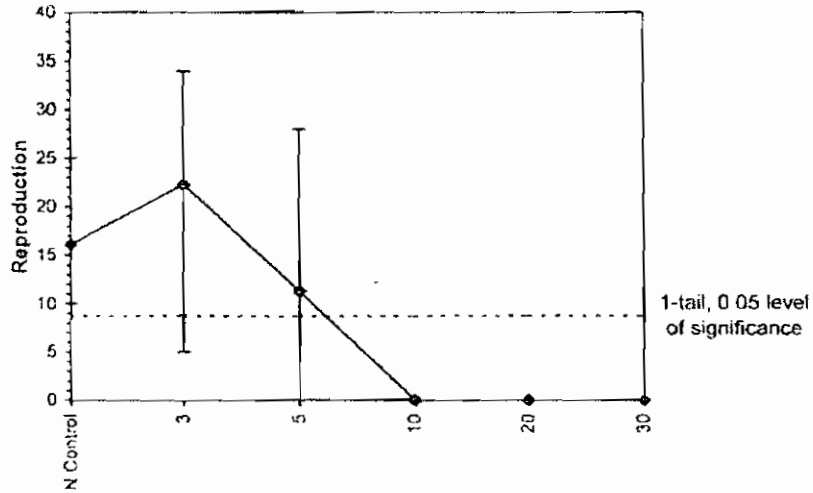
Point	ug/L	SD	Linear Interpolation (200 Resamples)		
			95% CL	Skew	
IC05	3.2430	0.3604	3.1427	5.0094	3.6073
IC10	3.4861	0.4193	3.2853	5.2720	2.8027
IC15	3.7291	0.5002	3.4289	5.5347	1.9886
IC20	3.9722	0.5647	3.5718	5.7973	1.5618
IC25	4.2152	0.6175	3.7148	6.0600	1.2971
IC40	4.9443	0.7798	4.1436	6.8480	0.8128
IC50	5.7522	0.8979	4.4295	7.3733	0.4283



**-Reproduction**

Start Date: 10/11/2007	Test ID: CER101107	Sample ID: CA0000000
End Date: 10/18/2007	Lab ID: CAABC	Sample Type: CUCL-Copper chloride
Sample Date: 10/11/2007	Protocol: EPA-821-R-02-013	Test Species: CD-Ceriodaphnia dubia
Comments: Standard Toxicant		

Dose-Response Plot



**-Reproduction**

Start Date: 10/11/2007      Test ID: CER101107      Sample ID: CA0000000  
 End Date: 10/18/2007      Lab ID: CAABC      Sample Type: CUCL-Copper chloride  
 Sample Date: 10/11/2007      Protocol: EPA-821-R-02-013      Test Species: CD-Ceriodaphnia dubia  
 Comments: Standard Toxicant

**Auxiliary Data Summary**

Conc-ug/L	Parameter	Mean	Min	Max	SD	CV%	N
N Control	Temp C	24.33	24.00	24.80	0.35	2.44	8
3		24.33	24.00	24.80	0.35	2.44	8
5		24.33	24.00	24.80	0.35	2.44	8
10		24.43	24.00	24.80	0.34	2.40	6
20		24.43	24.00	24.80	0.34	2.40	6
30		24.43	24.00	24.80	0.34	2.40	6
N Control	pH	8.29	8.20	8.30	0.04	2.27	8
3		8.05	7.80	8.20	0.15	4.83	8
5		8.06	7.90	8.20	0.12	4.27	8
10		6.68	0.10	8.20	3.23	26.88	6
20		8.02	7.80	8.20	0.15	4.79	6
30		8.00	7.80	8.20	0.15	4.92	6
N Control	DO mg/L	6.99	6.10	7.60	0.47	9.78	8
3		6.65	6.10	7.40	0.44	10.02	8
5		6.73	6.20	7.50	0.38	9.18	8
10		6.77	6.20	7.60	0.47	10.11	6
20		6.80	6.20	7.60	0.45	9.88	6
30		6.80	6.10	7.60	0.48	10.21	6
N Control	Hardness mg/L	93.25	89.00	98.00	3.11	1.89	8
3		0.00	0.00	0.00	0.00		0
5		0.00	0.00	0.00	0.00		0
10		0.00	0.00	0.00	0.00		0
20		0.00	0.00	0.00	0.00		0
30		91.00	91.00	91.00	0.00	0.00	6
N Control	Cond umhos	341.38	330.00	347.00	5.29	0.67	8
3		345.38	337.00	359.00	10.06	0.92	8
5		330.50	321.00	344.00	8.47	0.88	8
10		328.80	321.00	338.00	6.72	0.79	5
20		326.40	322.00	333.00	4.83	0.67	5
30		332.83	330.00	338.00	2.79	0.50	6
N Control	Alkalinity mg/L	63.25	60.00	67.00	2.66	2.58	8
3		0.00	0.00	0.00	0.00		0
5		0.00	0.00	0.00	0.00		0
10		0.00	0.00	0.00	0.00		0
20		0.00	0.00	0.00	0.00		0
30		65.00	65.00	65.00	0.00	0.00	6



A Division of MWH Americas, Inc.

750 Royal Oaks Drive, Suite 100  
Morrova, California 91016-3629  
Tel 626 386 1100  
Fax 626 386 1101  
(800 566 LABS (1 800 566 5277))

## Laboratory Report


for

Guam Water Authority  
Government of Guam

P.O. Box 3010

Agana , GU 96910

Attention: Carmen Sian-Denton  
Fax: (671) 637-2592



RCZ Rick Zimmer  
Project Manager



Report#: 225061  
Project: WASTEWATER

Laboratory certifies that the test results meet all **NELAC** requirements unless noted in the Comments section or the Case Narrative. Following the cover page are Comments, Data Report, Hits Report, totaling 3 page[s].

AGA 3854



**MWH Laboratories**  
MONTGOMERY WATSON HARZA

750 Royal Oaks, Suite 100  
Monrovia, California 91016  
Phone: (626) 386-1100  
(800) 566-5227  
Fax: (626) 386-1101

# CHAIN OF CUSTODY RECORD

MWH LABS USE ONLY: PAGE 2 OF 2

LOGIN COMMENTS:

SAMPLES CHECKED AGAINST COC BY:

SAMPLES LOGGED IN BY:

SAMPLES REC'D DAY OF COLLECTION?  (check for yes)

SAMPLE TEMP WHEN REC'D AT LAB: (Compliance: +/- 2°C)

CONDITION OF BLUE ICE: FROZEN  PARTIALLY FROZEN  THAWED  (check for yes)

TO BE COMPLETED BY SAMPLER:

COMPANY, UTILITY or PROJECT: Citrus Waterworks Authority

SYSTEM #: \_\_\_\_\_

COMPLIANCE SAMPLES  NON-COMPLIANCE SAMPLES

- Requires state forms

REGULATION INVOLVED: \_\_\_\_\_ (eg. SDWA, Phase V NPDES, FDA...)

Type of samples (circle one): ROUTINE SPECIAL CONFIRMATION

MWH LABS CLIENT CODE: \_\_\_\_\_

P.O.# / JOB # / PROJECT: \_\_\_\_\_

SEE ATTACHED BOTTLE ORDER FOR ANALYSES  (check for yes) OR

LIST ANALYSES REQUIRED BELOW (enter number of bottles sent for each test for each sample)

SAMPLER DATE	SAMPLER TIME	STATION # or LOCATION	SITE NAME OR SAMPLE I.D.	TAT requested: rush by adv notice only			MATRIX *	GRAB	COMP	SAMPLER COMMENTS
				STD 1 week	3 day	2 day				
12/11		AGANA STR.						X		57.5 det. 12.5 25 50 75 100 70

\* MATRIX TYPES: RSW = Raw Surface Water CPW = Chloraminated Finished Water CWW = Chlorinated Waste Water BW = Bottled Water SO = Soil  
 RGW = Raw Ground Water FW = Other Finished Water WW = Other Waste Water SW = Storm Water SL = Sludge

RELINQUISHED BY: [Signature] PRINT NAME: A. DUEÑAS COMPANY/TITLE: GWA LAB TECH TL DATE: 12-11-07 TIME: 3:30

RECEIVED BY: [Signature] PRINT NAME: CHRISTOPHER COMPANY/TITLE: GWA DATE: 12-11-07 TIME: 3:30

RELINQUISHED BY: [Signature] PRINT NAME: E. MARTINEZ COMPANY/TITLE: AQUATIC BIOASSAY DATE: 12-11-07 TIME: (12)

RECEIVED BY: \_\_\_\_\_

TEMP @ RECEIPT: 4.0 C  
 CHLORINE = 2.0

C.O.# \_\_\_\_\_ PAGE \_\_\_\_\_ OF \_\_\_\_\_

**TOXIC SUBSTANCE CONTROL ACT (TSCA)**  
**CERTIFICATION**

DATE: 12 14 107

(CHECK ONE SECTION ONLY)

**POSITIVE CERTIFICATION:**

"I CERTIFY THAT ALL CHEMICAL SUBSTANCES IN THIS SHIPMENT COMPLY WITH ALL APPLICABLE RULES OR ORDERS UNDER TSCA AND THAT I AM NOT OFFERING A CHEMICAL SUBSTANCE FOR ENTRY IN VIOLATION OF TSCA OR ANY APPLICABLE RULE OR ORDER THEREUNDER."

- OR -

**NEGATIVE CERTIFICATION:**

"I CERTIFY THAT ALL CHEMICALS IN THIS SHIPMENT ARE NOT SUBJECT TO TSCA."

COMPANY NAME: MWH AMERICAS

COMPANY ADDRESS: 750 Royal Oaks Drive, Suite #100, Monrovia, CA. 91016

AUTHORIZED NAME: James C. Hein

AUTHORIZED SIGNATURE: James C. Hein

TITLE: \_\_\_\_\_

AWB#: 754 2361 455

RETURN TO: \_\_\_\_\_

IF THE CERTIFIER IS UNSURE IF THEIR CHEMICAL SUBSTANCE IS SUBJECT TO TSCA COMPLIANCE, CONTACT THE ENVIRONMENTAL PROTECTION AGENCY, TSCA ASSISTANCE OFFICE, WASHINGTON, D.C., (202) 554-1404 BETWEEN 8:30 AM AND 5:00 PM EST.

REVISED May 7, 1990

toxic.392



Linda Geddes, Your MWL Project Manager  
 (626) 386-1163 Direct Phone/Voice Mail  
 Client Code GWA W Weekly Period  
 Project Code DRINKING Week 6  
 PO# / Job#  
 Blanket PO 270086-0000P EX 09/30/06

**SO# 28444** RS **Sampler: Please Return this Paper with your samples**

Created by 0  
 Order Date 01/30/06  
 Date Needed by Client  
 Ship Sample Kits to  
 Guam Water Authority  
 Procurement and Supply Warehouse  
 Government of Guam  
 P.O. Box 3010  
 Agana, Guam 96910

Send Report to  
 Guam Water Authority  
 Government of Guam  
 P.O. Box 3010  
 Agana, Guam 96910  
 Billing Address  
 Guam Water Authority  
 Government of Guam  
 P.O. Box 3010  
 Agana, Guam 96910

ATTN: Carmen Sian-Denton, Francis  
 PHONE: (671) 632-9697, 637-2895  
 ATTN: Carmen Sian-Denton, Francis  
 PHONE: (671) 637-2895  
 FAX: (671) 637-2592

# of Samples Tests Bottles-Qty for each sample, type & preservative if any UN# Important Comments

# of Samples	Tests	Bottles-Qty for each sample, type & preservative if any	UN#	Important Comments
4	BIOAS - TOXICITY TESTING	3 1-GAL CUBIETAINERS	1150	SHIPPING: Label coolers: ANNUAL W.E. TOXICITY BAZA, UMATAC, NORTHERN DISTRICT, AGANA INCLUDE: - Extra Blue Ice, COC, TSCA form, Commercial Invoice
	DEFINITIVE CHRON. CERIODAPHNIA			SAMPLERS: CALL MWLABS TWO WORK DAYS PRIOR TO SAMPLING
	WITH 5 DILUTIONS AT 12.5, 25, 50, 75 & 100%			Collect 3 gals. per site, ONE SITE PER WEEK. Ship directly to the sub lab. Aquatic Bioassay & Consulting Labs 29 North Olive Street Ventura, CA 93001 attn: Michael Machuzak (805) 643-5621 - Please describe the test listed above to the right on the COC sent with the samples

liveCode Status Date Shipped Carrier Qty of Coolers Tracking Number Prepared By



A Division of MWH Americas, Inc

750 Royal Oaks Drive Suite 100  
Menlo Park, California 94025-3829  
Tel: 626 306 1100  
Fax: 626 386 1101  
\* 800 566 LABS (\* 800 966 5227)

Laboratory  
Data Report  
#225061

Guam Water Authority  
Carmen Sian-Denton  
Government of Guam  
P.O. Box 3010  
Agana , GU 96910

Samples Received  
12/13/07

Prepared	Analyzed	QC Ref#	Method	Analyte	Result	Units	MRL	Dilution
AGANA STP (2712140015)				Sampled on 12/10/07 00:00				
	12/13/07 00:00		(CAC TITLE 22)	Bioassay(Sub)	75	%	0	1





**MWH Laboratories**

A Division of MWH Americas, Inc.

750 Royal Oaks Drive, Suite 100  
Monrovia, California 91016-3625  
Tel: 626 386 1100  
Fax: 626 386 1101  
1 800 566 LABS (1 800 566 5227)

---

Report  
Comments  
#225061

**Group Comments**

Analytical results for Chronic Ceriodaphnia  
are submitted by Aquatic Bioassay & Consulting  
Laboratories Ventura, CA ELAP # 1907



MWH Laboratories  
 A Division of MWH Americas, Inc.  
 750 Royal Oaks Drive Suite 100  
 Monrovia, CA 91018-3629  
 Ph (626) 386-1100 Fax (626) 386-1095

Ship To: **Michael Machuzak**  
**Quatic Bioassay & Consulting Labs**  
 1 North Olive Street  
 Ventura, CA 93001

(5) 643-5621 x15 Fax (805) 643-2930

MWH Project # Report Due: Sub PO#  
 225061 12/29/07 99-30610

ngl



Client Sample ID for reference only

Date 12/14/07 Submittal Form & Purchase Order 99-30610

\*REPORTING REQUIREMENTS: Do Not Combine Report with any other samples submitted under different MWH project numbers. Report & Invoice must have the MWH Project Number 225061 and Sub PO# 99-30610

Report all quality control data according to Method. Include dates analyzed, data extracted (if extracted) and Method reference on the report. Results must have Complete data & QC with Approval Signature. See reverse side for List of Terms and Conditions

Reports: Zira Montanez / Christian Lewis Sub-contracting Administrator  
 EMAIL TO: zira@sub-contracting.com  
 MWH Laboratories 750 Royal Oaks Dr. Ste. 100, Monrovia, CA 91016  
 Phone (626) 386-1118 / 1137 Fax (626) 386-1122  
 Invoices to: MWH LABORATORIES  
 Accounts Payable PO BOX 6610, Broomfield, CO 80021

Provide in each Report the Specified State Certification # & Exp Date for requested tests + matrix

GDAM

Container

BIOAS 2712140015 AGANA STP 12/10/07 dw CHECK SUB QUOTE S0006 FOR CORRECT BOTTLES/SHORT

Bioassay - Ceriodaphnia Larvae

Analysis Requested

Date & Time

Matrix

Sample Control Date 12/14/07 Time

Date 12-13-07 Time 11:30

inquired by: [Signature]

received by: [Signature]

Handwritten: 401  
 Temp @ 10°C = 4.0°C

Page 1

An Acknowledgement of Receipt is requested to atn: Christian Lewis



GWA  
225061

TOXICITY TESTING • OCEANOGRAPHIC RESEARCH

December 31, 2007

Ms. Christine Lewis  
MWH Laboratories  
750 Royal Oaks Dr., Suite 100  
Monrovia, CA 910

Dear Ms. Lewis:


We are pleased to present the enclosed revised bioassay report. The test was conducted under guidelines prescribed in *Short-Term Methods for Estimating the Chronic Toxicity of Effluents and Receiving Waters to Freshwater Organisms*, EPA-821-R-02-013. Results were as follows:

CLIENT:	MWH Laboratories
SAMPLE ID.:	#2712140015
DATE RECEIVED:	13 Dec - 07
ABC LAB NO.:	MWH1207.255

**CHRONIC CERIODAPHNIA SURVIVAL & REPRODUCTION BIOASSAY**

SURVIVAL	NOEC =	75.00 %
	TU (c) =	1.33
	IC25 =	70.83 %
	IC50 =	91.67 %
REPRODUCTION	NOEC =	50.00 %
	TU (c) =	2.00
	IC25 =	41.59 %
	IC50 =	57.29 %

Yours very truly,

  
Thomas (Tim) Mikel  
Laboratory Director

**Ceriodaphnia Survival and Reproduction Test-7 Day Survival**

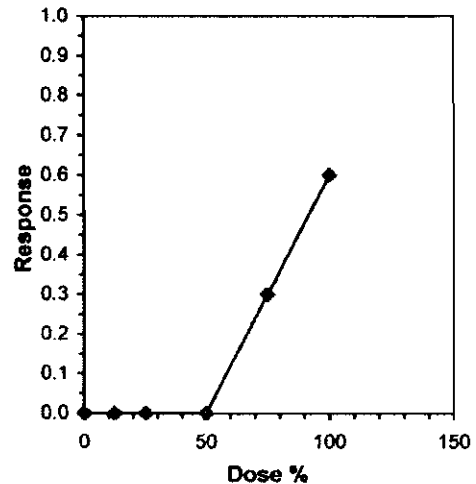
Start Date: 12/13/2007	Test ID: MWH1207255	Sample ID: CA8000027
End Date: 12/20/2007	Lab ID: CAABC	Sample Type: EFF1-POTW
Sample Date: 12/10/2007	Protocol: EPA-821-R-02-013	Test Species: CD-Ceriodaphnia dubia
Comments: #2712140015 (Agana STP)		

Conc-%	1	2	3	4	5	6	7	8	9	10
N Control	1.0000	1.0000	1.0000	1.0000	1.0000	1.0000	1.0000	1.0000	1.0000	1.0000
12.5	1.0000	1.0000	1.0000	1.0000	1.0000	1.0000	1.0000	1.0000	1.0000	1.0000
25	1.0000	1.0000	1.0000	1.0000	1.0000	1.0000	1.0000	1.0000	1.0000	1.0000
50	1.0000	1.0000	1.0000	1.0000	1.0000	1.0000	1.0000	1.0000	1.0000	1.0000
75	1.0000	0.0000	0.0000	1.0000	1.0000	1.0000	1.0000	1.0000	0.0000	1.0000
100	0.0000	0.0000	1.0000	1.0000	0.0000	1.0000	1.0000	0.0000	0.0000	0.0000

Conc-%	Mean	N-Mean	Resp	Not Resp	Total	N	Fisher's 1-Tailed		Isotonic	
							Exact P	Critical	Mean	N-Mean
N Control	1.0000	1.0000	0	10	10	10			1.0000	1.0000
12.5	1.0000	1.0000	0	10	10	10	1.0000	0.0500	1.0000	1.0000
25	1.0000	1.0000	0	10	10	10	1.0000	0.0500	1.0000	1.0000
50	1.0000	1.0000	0	10	10	10	1.0000	0.0500	1.0000	1.0000
75	0.7000	0.7000	3	7	10	10	0.1053	0.0500	0.7000	0.7000
*100	0.4000	0.4000	6	4	10	10	0.0054	0.0500	0.4000	0.4000

Hypothesis Test (1-tail, 0.05)	NOEC	LOEC	ChV	TU
Fisher's Exact Test	75	100	86.6025	1.33333
Treatments vs N Control				

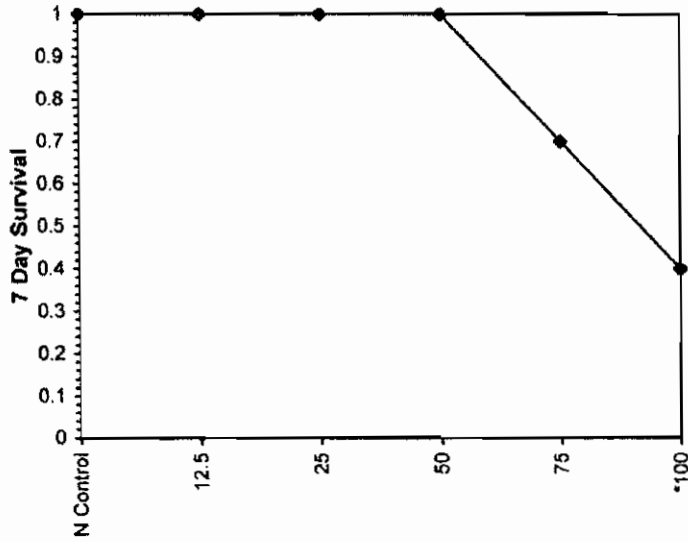
Point	%	SD	Linear Interpolation (200 Resamples)	
			95% CL	Skew
IC05	54.167			
IC10	58.333			
IC15	62.500			
IC20	66.667			
IC25	70.833			
IC40	83.333			
IC50	91.667			



**Ceriodaphnia Survival and Reproduction Test-7 Day Survival**

Start Date: 12/13/2007	Test ID: MWH1207255	Sample ID: CA8000027
End Date: 12/20/2007	Lab ID: CAABC	Sample Type: EFF1-POTW
Sample Date: 12/10/2007	Protocol: EPA-821-R-02-013	Test Species: CD-Ceriodaphnia dubia
Comments: #2712140015 (Agana STP)		

**Dose-Response Plot**



**Ceriodaphnia Survival and Reproduction Test-Reproduction**

Start Date: 12/13/2007      Test ID: MWH1207255      Sample ID: CA8000027  
 End Date: 12/20/2007      Lab ID: CAABC      Sample Type: EFF1-POTW  
 Sample Date: 12/10/2007      Protocol: EPA-821-R-02-013      Test Species: CD-Ceriodaphnia dubia  
 Comments: #2712140015 (Agana STP)

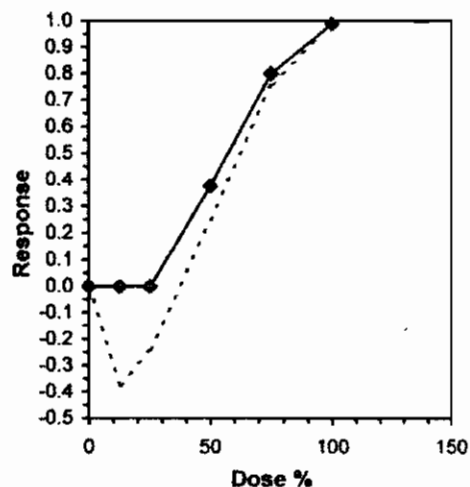
Conc-%	1	2	3	4	5	6	7	8	9	10
N Control	22.000	18.000	15.000	16.000	14.000	16.000	15.000	19.000	13.000	9.000
12.5	16.000	18.000	20.000	14.000	29.000	19.000	30.000	25.000	23.000	22.000
25	23.000	17.000	19.000	13.000	25.000	19.000	27.000	20.000	25.000	7.000
50	3.000	12.000	14.000	5.000	23.000	13.000	15.000	9.000	15.000	9.000
75	7.000	1.000	1.000	2.000	6.000	14.000	4.000	1.000	0.000	2.000
100	0.000	0.000	0.000	0.000	0.000	1.000	0.000	0.000	0.000	1.000

Conc-%	Mean	N-Mean	Transform: Untransformed					N	t-Stat	1-Tailed Critical	MSD	Isotonic	
			Mean	Min	Max	CV%	Mean					N-Mean	
N Control	15.700	1.0000	15.700	9.000	22.000	22.479	10				18.933	1.0000	
12.5	21.600	1.3758	21.600	14.000	30.000	24.420	10	-2.854	2.287	4.727	18.933	1.0000	
25	19.500	1.2420	19.500	7.000	27.000	31.264	10	-1.838	2.287	4.727	18.933	1.0000	
50	11.800	0.7516	11.800	3.000	23.000	48.238	10	1.887	2.287	4.727	11.800	0.6232	
*75	3.800	0.2420	3.800	0.000	14.000	112.198	10	5.757	2.287	4.727	3.800	0.2007	
*100	0.200	0.0127	0.200	0.000	1.000	210.819	10	7.498	2.287	4.727	0.200	0.0106	

Auxiliary Tests	Statistic	Critical	Skew	Kurt						
Kolmogorov D Test indicates normal distribution ( $p > 0.01$ )	0.88901	1.035	0.06073	0.93477						
Bartlett's Test indicates unequal variances ( $p = 6.81E-07$ )	36.7212	15.0863								
Hypothesis Test (1-tail, 0.05)	NOEC	LOEC	ChV	TU	MSDu	MSDp	MSB	MSE	F-Prob	df
Dunnett's Test	50	75	61.2372	2	4.72701	0.30108	737.12	21.3667	1.2E-15	5, 54

**Linear Interpolation (200 Resamples)**

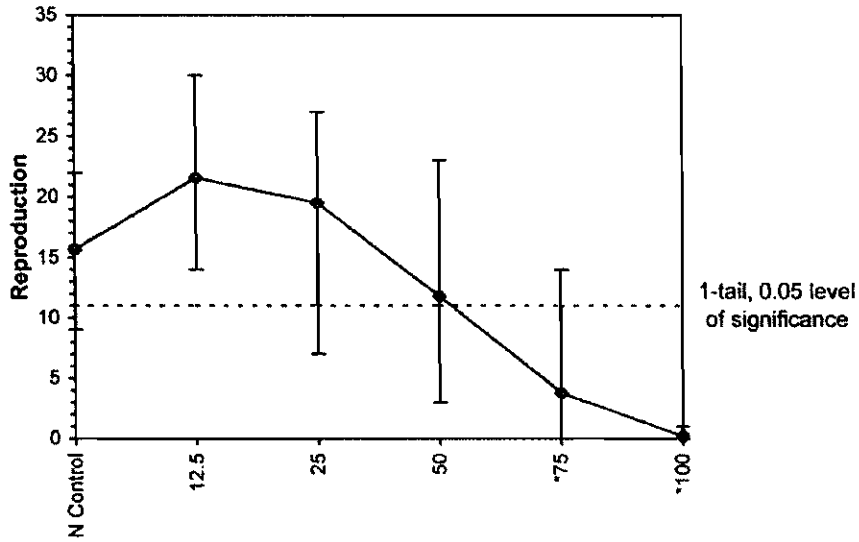
Point	%	SD	95% CL	Skew
IC05	28.318	4.142	16.285 31.885	-1.4085
IC10	31.636	4.478	20.070 38.769	-0.1295
IC15	34.953	4.776	23.855 45.654	0.2789
IC20	38.271	5.115	28.504 50.651	0.5568
IC25	41.589	4.915	34.689 52.630	0.5411
IC40	51.375	3.983	43.980 58.995	-0.0616
IC50	57.292	3.828	48.971 64.147	-0.3281



**Ceriodaphnia Survival and Reproduction Test-Reproduction**

Start Date: 12/13/2007	Test ID: MWH1207255	Sample ID: CA8000027
End Date: 12/20/2007	Lab ID: CAABC	Sample Type: EFF1-POTW
Sample Date: 12/10/2007	Protocol: EPA-821-R-02-013	Test Species: CD-Ceriodaphnia dubia
Comments: #2712140015 (Agana STP)		

**Dose-Response Plot**



**Ceriodaphnia Survival and Reproduction Test-Reproduction**

Start Date: 12/13/2007	Test ID: MWH1207255	Sample ID: CA8000027
End Date: 12/20/2007	Lab ID: CAABC	Sample Type: EFF1-POTW
Sample Date: 12/10/2007	Protocol: EPA-821-R-02-013	Test Species: CD-Ceriodaphnia dubia
Comments: #2712140015 (Agana STP)		

**Auxiliary Data Summary**

Conc-%	Parameter	Mean	Min	Max	SD	CV%	N
N Control	Temp C	24.15	24.00	24.70	0.28	2.20	8
12.5		24.15	24.00	24.70	0.28	2.20	8
25		24.15	24.00	24.70	0.28	2.20	8
50		24.15	24.00	24.70	0.28	2.20	8
75		24.15	24.00	24.70	0.28	2.20	8
100		24.15	24.00	24.70	0.28	2.20	8
N Control	pH	8.26	8.00	8.30	0.11	3.94	8
12.5		8.13	7.90	8.20	0.12	4.20	8
25		8.10	7.90	8.20	0.11	4.04	8
50		8.10	7.90	8.20	0.11	4.04	8
75		8.10	7.90	8.20	0.11	4.04	8
100		8.10	7.90	8.20	0.11	4.04	8
N Control	Dissolved Oxygen	7.31	7.00	7.50	0.15	5.22	8
12.5		6.53	4.50	7.40	1.01	15.42	8
25		6.53	4.50	7.30	0.99	15.26	8
50		6.38	4.30	7.20	0.98	15.54	8
75		6.30	4.20	7.20	1.02	16.02	8
100		6.25	4.20	7.20	1.00	15.99	8
N Control	Hardness mg/L	92.88	86.00	95.00	2.95	1.85	8
12.5		0.00	0.00	0.00	0.00		0
25		0.00	0.00	0.00	0.00		0
50		0.00	0.00	0.00	0.00		0
75		0.00	0.00	0.00	0.00		0
100		250.00	250.00	250.00	0.00	0.00	8
N Control	Alkalinity mg/L	64.38	60.00	68.00	2.92	2.66	8
12.5		0.00	0.00	0.00	0.00		0
25		0.00	0.00	0.00	0.00		0
50		0.00	0.00	0.00	0.00		0
75		0.00	0.00	0.00	0.00		0
100		250.00	250.00	250.00	0.00	0.00	8
N Control	Conductivity	339.13	333.00	350.00	6.17	0.73	8
12.5		564.50	558.00	579.00	7.21	0.48	8
25		690.50	681.00	699.00	5.63	0.34	8
50		1073.38	1060.00	1081.00	7.35	0.25	8
75		1414.13	1403.00	1423.00	6.92	0.19	8
100		1874.25	1816.00	1895.00	36.00	0.32	8





TOXICITY TESTING • OCEANOGRAPHIC RESEARCH

**CHRONIC CERIODAPHNIA SURVIVAL AND REPRODUCTION BIOASSAY**

DATE: 4 December - 07

STANDARD TOXICANT: Copper Chloride

ENDPOINT: SURVIVAL

NOEC = 10.00 ug/l

IC25 = 10.63 ug/l

IC50 = 13.75 ug/l


ENDPOINT: REPRODUCTION

NOEC = 5.00 ug/l

IC25 = 6.86 ug/l

IC50 = 11.79 ug/l

Yours very truly,

  
Thomas (Tim) Mikel  
Laboratory Director

**Ceriodaphnia Survival and Reproduction Test-7 Day Survival**

Start Date: 12/4/2007      Test ID: CER120407      Sample ID: CA0000000  
 End Date: 12/11/2007      Lab ID: CAABC      Sample Type: CUCL-Copper chloride  
 Sample Date: 12/4/2007      Protocol: EPA-821-R-02-013      Test Species: CD-Ceriodaphnia dubia  
 Comments: Standard Toxicant

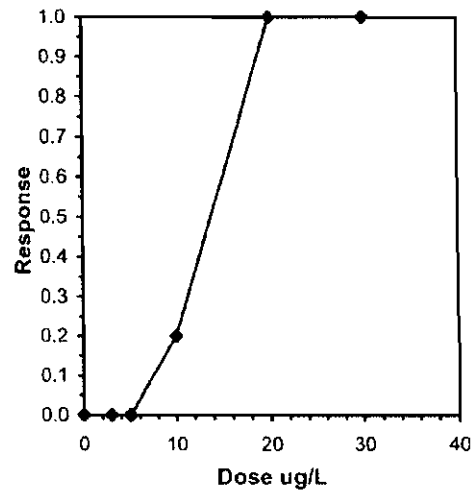
Conc-ug/L	1	2	3	4	5	6	7	8	9	10
N Control	1.0000	1.0000	1.0000	1.0000	1.0000	1.0000	1.0000	1.0000	1.0000	1.0000
3	1.0000	1.0000	1.0000	1.0000	1.0000	1.0000	1.0000	1.0000	1.0000	1.0000
5	1.0000	1.0000	1.0000	1.0000	1.0000	1.0000	1.0000	1.0000	1.0000	1.0000
10	1.0000	1.0000	1.0000	1.0000	1.0000	1.0000	1.0000	0.0000	1.0000	0.0000
20	0.0000	0.0000	0.0000	0.0000	0.0000	0.0000	0.0000	0.0000	0.0000	0.0000
30	0.0000	0.0000	0.0000	0.0000	0.0000	0.0000	0.0000	0.0000	0.0000	0.0000

Conc-ug/L	Mean	N-Mean	Resp	Not Resp	Total	N	Fisher's 1-Tailed		Isotonic	
							Exact P	Critical	Mean	N-Mean
N Control	1.0000	1.0000	0	10	10	10			1.0000	1.0000
3	1.0000	1.0000	0	10	10	10	1.0000	0.0500	1.0000	1.0000
5	1.0000	1.0000	0	10	10	10	1.0000	0.0500	1.0000	1.0000
10	0.8000	0.8000	2	8	10	10	0.2368	0.0500	0.8000	0.8000
20	0.0000	0.0000	10	0	10	10			0.0000	0.0000
30	0.0000	0.0000	10	0	10	10			0.0000	0.0000

Hypothesis Test (1-tail, 0.05)	NOEC	LOEC	ChV	TU
Fisher's Exact Test	10	20	14.1421	
Treatments vs N Control				

**Linear Interpolation (200 Resamples)**

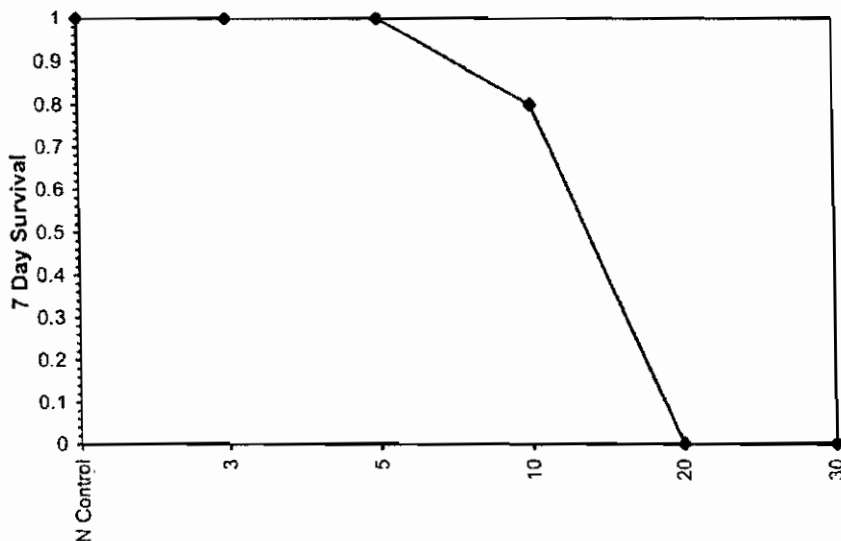
Point	ug/L	SD	95% CL		Skew
C05	6.250	1.427	5.622	10.500	1.5016
IC10	7.500	1.713	6.244	11.000	0.2803
IC15	8.750	1.580	6.866	11.500	0.0108
IC20	10.000	1.495	7.488	12.000	-0.3708
IC25	10.625	1.425	8.109	12.500	-0.4758
IC40	12.500	1.285	9.975	14.000	-0.9079
IC50	13.750	1.146	11.625	15.000	-1.2837



**Ceriodaphnia Survival and Reproduction Test-7 Day Survival**

Start Date: 12/4/2007	Test ID: CER120407	Sample ID: CA0000000
End Date: 12/11/2007	Lab ID: CAABC	Sample Type: CUCL-Copper chloride
Sample Date: 12/4/2007	Protocol: EPA-821-R-02-013	Test Species: CD-Ceriodaphnia dubia
Comments: Standard Toxicant		

**Dose-Response Plot**



**Ceriodaphnia Survival and Reproduction Test-Reproduction**

Start Date: 12/4/2007      Test ID: CER120407      Sample ID: CA0000000  
 End Date: 12/11/2007      Lab ID: CAABC      Sample Type: CUCL-Copper chloride  
 Sample Date: 12/4/2007      Protocol: EPA-821-R-02-013      Test Species: CD-Ceriodaphnia dubia  
 Comments: Standard Toxicant

Conc-ug/L	1	2	3	4	5	6	7	8	9	10
N Control	19.000	17.000	12.000	18.000	15.000	17.000	15.000	18.000	18.000	17.000
3	13.000	22.000	14.000	21.000	25.000	23.000	14.000	16.000	17.000	17.000
5	15.000	12.000	19.000	16.000	23.000	15.000	7.000	16.000	13.000	9.000
10	8.000	17.000	13.000	14.000	17.000	13.000	8.000	0.000	13.000	3.000
20	0.000	0.000	0.000	0.000	0.000	0.000	0.000	0.000	0.000	0.000
30	0.000	0.000	0.000	0.000	0.000	0.000	0.000	0.000	0.000	0.000

Conc-ug/L	Transform: Untransformed							Rank Sum	1-Tailed Critical	Isotonic	
	Mean	N-Mean	Mean	Min	Max	CV%	N			Mean	N-Mean
N Control	16.600	1.0000	16.600	12.000	19.000	12.443	10			17.400	1.0000
3	18.200	1.0964	18.200	13.000	25.000	23.282	10	110.00	75.00	17.400	1.0000
5	14.500	0.8735	14.500	7.000	23.000	31.895	10	86.00	75.00	14.500	0.8333
*10	10.600	0.6386	10.600	0.000	17.000	53.956	10	68.00	75.00	10.600	0.6092
*20	0.000	0.0000	0.000	0.000	0.000	0.000	10	55.00	75.00	0.000	0.0000
*30	0.000	0.0000	0.000	0.000	0.000	0.000	10	55.00	75.00	0.000	0.0000

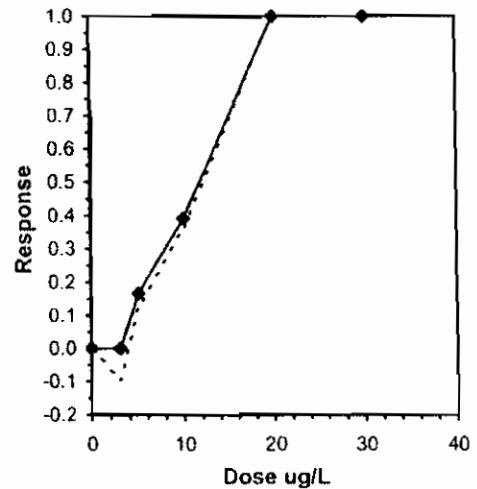
Auxiliary Tests	Statistic	Critical	Skew	Kurt
Kolmogorov D Test indicates non-normal distribution (p <= 0.01)	1.6999	1.035	-0.3705	1.57984

Equality of variance cannot be confirmed

Hypothesis Test (1-tail, 0.05)	NOEC	LOEC	ChV	TU
Steel's Many-One Rank Test treatments vs N Control	5	10	7.07107	

**Linear Interpolation (200 Resamples)**

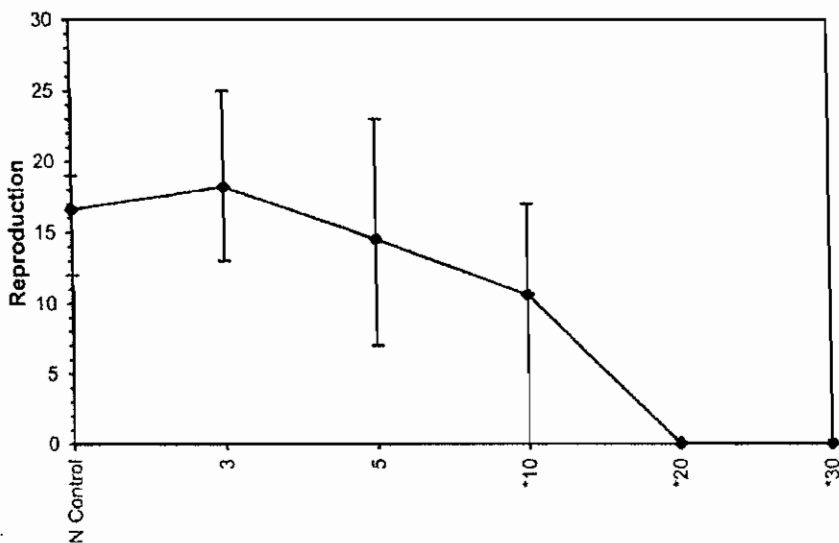
Point	ug/L	SD	95% CL		Skew
IC05	3.600	0.817	2.337	5.765	0.8401
IC10	4.200	0.968	3.491	6.808	1.3275
IC15	4.800	1.197	3.892	8.154	1.3667
IC20	5.744	1.458	4.215	9.542	1.0574
IC25	6.859	1.733	4.537	10.440	0.4674
IC40	10.151	1.482	7.271	12.352	-0.4300
IC50	11.792	1.302	9.196	13.626	-0.3663



**Ceriodaphnia Survival and Reproduction Test-Reproduction**

Start Date: 12/4/2007	Test ID: CER120407	Sample ID: CA0000000
End Date: 12/11/2007	Lab ID: CAABC	Sample Type: CUCL-Copper chloride
Sample Date: 12/4/2007	Protocol: EPA-821-R-02-013	Test Species: CD-Ceriodaphnia dubia
Comments: Standard Toxicant		

**Dose-Response Plot**



**Ceriodaphnia Survival and Reproduction Test-Reproduction**

Start Date: 12/4/2007	Test ID: CER120407	Sample ID: CA0000000
End Date: 12/11/2007	Lab ID: CAABC	Sample Type: CUCL-Copper chloride
Sample Date: 12/4/2007	Protocol: EPA-821-R-02-013	Test Species: CD-Ceriodaphnia dubia
Comments: Standard Toxicant		

**Auxiliary Data Summary**

Conc-ug/L	Parameter	Mean	Min	Max	SD	CV%	N
N Control	Temp C	24.28	24.00	24.80	0.38	2.54	8
3		24.28	24.00	24.80	0.38	2.54	8
5		24.28	24.00	24.80	0.38	2.54	8
10		24.28	24.00	24.80	0.38	2.54	8
20		12.19	0.00	24.80	13.03	29.62	8
30		12.19	0.00	24.80	13.03	29.62	8
N Control	pH	8.14	7.90	8.30	0.18	5.28	8
3		7.96	7.90	8.00	0.05	2.86	8
5		7.94	7.90	8.00	0.05	2.87	8
10		7.93	7.80	8.00	0.07	3.36	8
20		3.96	0.00	8.00	4.24	51.94	8
30		3.96	0.00	8.00	4.24	51.94	8
N Control	DO mg/L	7.08	6.70	7.30	0.25	7.14	8
3		7.06	6.60	7.80	0.41	9.07	8
5		7.08	6.60	7.70	0.38	8.68	8
10		7.04	6.70	7.50	0.28	7.55	8
20		3.50	0.00	7.50	3.75	55.33	8
30		3.54	0.00	7.50	3.79	55.01	8
N Control	Hardness mg/L	93.63	87.00	99.00	4.90	2.36	8
3		0.00	0.00	0.00	0.00		0
5		0.00	0.00	0.00	0.00		0
10		0.00	0.00	0.00	0.00		0
20		0.00	0.00	0.00	0.00		0
30		90.00	90.00	90.00	0.00	0.00	8
N Control	Cond umhos	349.25	345.00	357.00	4.03	0.57	8
3		337.63	333.00	343.00	3.74	0.57	8
5		330.50	321.00	340.00	6.68	0.78	8
10		329.63	324.00	335.00	3.74	0.59	8
20		165.75	0.00	335.00	177.21	8.03	8
30		166.75	0.00	336.00	178.27	8.01	8
N Control	Alkalinity mg/L	62.75	60.00	69.00	3.96	3.17	8
3		0.00	0.00	0.00	0.00		0
5		0.00	0.00	0.00	0.00		0
10		0.00	0.00	0.00	0.00		0
20		0.00	0.00	0.00	0.00		0
30		65.00	65.00	65.00	0.00	0.00	8